
















MANUAL DE APLICACION

	AMP./MIN	MODELO PARA AUTO	 BATERIAS		 BATERIAS					
			MODELO BAT	MODELO REFORZADO	MODELO BAT	MODELO REFORZADO	MODELO BAT	MODELO REFORZADO	MODELO BAT	MODELO REFORZADO
	75	164/2141N	20VB		ECO75D		GAU75D		BL75D	
	110/115/120	PICK UP D	32VR		ECO110D		GAU110D		BL110D	
	75	PICK UP N	20VB		ECO75D		GAU75D		BL75D	
	110/115/120	SEDAN D	32VR		ECO110D		GAU110D		BL110D	
	75	SEDAN N	20VB		ECO75D		GAU75D		BL75D	
	90		24VMPLUS		ECO90D		GAU90D		BL90D	
	90	146	24VMPLUS		ECO90D		GAU90D		BL90D	
	110/115/120	164	32VR		ECO110D		GAU110D		BL110D	
	75	164 V6	20VB		ECO75D		GAU75D		BL75D	
	75	33/155	20VB		ECO75D		GAU75D		BL75D	
	75	ALFA SUD	20VB		ECO75D		GAU75D		BL75D	
	90	GIULIETA	24VMPLUS	AGM70PD	ECO90D		GAU90D		BL90D	
	75	MITO	20VBPLUS		ECO75D		GAU75D		BL75D	
	140	TOPIC	N90		ECO140I		GAU140I		BL140I	
	75	TOWNER	20VBT		ECO75D		GAU75D		BL75D	
		110/115/120	A3 - A3 1.9TDI	32VR		ECO110D		GAU110D		BL110D
90		A3 BRASILEIRO	24VMPLUS		ECO90D		GAU90D		BL90D	
110/115/120		A3 2010 TURBO 1.6-1.8	RT110D	RT120D	ECO110D		GAU110D		BL110D	
90		A3 2014	24VMPLUS							
140		A3 NUEVO	57218		*****		*****		*****	
140		A4 2.8 / 3.0	58815		ECO140		GAU140		BL140	
90		A4 / 80/ 97 N	24VMPLUS		ECO90D		GAU90D		BL90D	
140		A4 2012	57218		*****		*****		*****	
140		A4 2DA GENERACION	57218		*****		*****		*****	
110/115/120		A4 TD/ A4 V6	32VR		ECO110D		GAU110D		BL110D	
140		A6 TODOS	58815		ECO140		GAU140		BL140	
140		A8 4.2	58815		ECO140		GAU140		BL140	
140		Q5 2.0	57218		*****		*****		*****	
140		Q5 3.2	58815		ECO140		GAU140		BL140	
140		Q7	58815		ECO140		GAU140		BL140	
90		TT	24VMPLUS	RT110D	ECO90D		GAU90D		BL90D	
		90	2002	24VMPLUS		ECO90D		GAU90D		BL90D
	140	114 1.4	58815		ECO140		GAU140		BL140	
	90	118-120-130-316-318-320-520 i	24VMPLUS		ECO90D		GAU90D		BL90D	
	110/115/120	120D	32VR		ECO110D		GAU110D		BL110D	
	110/115/120	135-323-325-328-330-525 i	32VR	57218	ECO110D		GAU110D		BL110D	
	140	220i 2.0 inyeccion	58815		ECO140		GAU140		BL140	
	110/115/120	318 TDS	32VR		ECO110D		GAU110D		BL110D	
	140	320D - 330D - 530D - 540D	58815		ECO140		GAU140		BL140	
	140	324TD-325TD-524TD-525TD	58815		ECO140		GAU140		BL140	
	140	540i - 645i - 740i	58815		ECO140		GAU140		BL140	
	75	ISETTA 700	20VB		ECO75D		GAU75D		BL75D	
	140	X1	57218		*****		*****		*****	
	140	X1 - X3D -X5 - X6	58815		ECO140		GAU140		BL140	
	110/115/120	X3 N 2.5i	32VR		ECO110D		GAU110D		BL110D	
	110/115/120	Z3 - Z4	32VR		ECO110D		GAU110D		BL110D	
	140	Z8	57218		*****		*****		*****	







MANUAL DE APLICACION

	AMP./MIN	MODELO PARA AUTO	 BATERIAS		 BATERIAS		 GAUCHA		 POWER BATTERY	
			MODELO BAT	MODELO REFORZADO	MODELO BAT	MODELO REFORZADO	MODELO BAT	MODELO REFORZADO	MODELO BAT	MODELO REFORZADO
	75	F0	20VBPLUS		ECO75D		GAU75D		BL75D	
	90	F3	24VMPLUS		ECO90D		GAU90D		BL90D	
	90	F6 GL	24VMPLUS		ECO90D		GAU90D		BL90D	
	130	S6	26HH		ECO130D		GAU130D		BL130D	
	90	ALSVIN	24VCPLUS		ECO90I		GAU90I		BL90I	
	65	BOX	NS40L		ECO65J		GAU65J		BL65J	
	90	CS 35	24VCPLUS		ECO80J		GAU80J		BL80J	
	80	CX20	NS60L		ECO80J		GAU80J		BL80J	
	80	HONOR	NS60L	24VCPLUS	ECO80J	ECO90I	GAU80J	GAU90I	BL80J	BL90I
	80	MINI BENNI	NS60L		ECO80J		GAU80J		BL80J	
	80	POWER	NS60L		ECO80J		GAU80J		BL80J	
	65	PICKUP	NS40L		ECO65J		GAU65J		BL65J	
	65	VAN	NS40L		ECO65J		GAU65J		BL65J	
	80	BEAT	Ns60		ECO80IJ		GAU80IJ		BL80IJ	
	90	COWIN 1.5	24VMPLUS		ECO90D		GAU90D		BL90D	
	90	E5 SEDAN 1.5LT	24VMPLUS		ECO90D		GAU90D		BL90D	
	80	FACE	Ns60		ECO80IJ		GAU80IJ		BL80IJ	
	90	FULWIN 1.5	24VMPLUS		ECO90D		GAU90D		BL90D	
	80	QQ	Ns60		ECO80IJ		GAU80IJ		BL80IJ	
	80	QQ 311	NS60 o NS60L		ECO80J		GAU80J		BL80J	
	130	TIGGO 4x4i	26HG		ECO130I		GAU130I		BL130I	
	65	YOKI 1.1	NS40L	IZQUIERDA	ECO65J	IZQUIERDA	GAU65J	IZQUIERDA	BL65J	IZQUIERDA
	65	YOYO	NS40L	IZQUIERDA	ECO65J	IZQUIERDA	GAU65J	IZQUIERDA	BL65J	IZQUIERDA
	75	AGILE LS	20VBPLUS		ECO75D		GAU75D		BL75D	
	90	AGILE Lt2	24VMPLUS		ECO90D		GAU90D		BL90D	
	90	ASTRA	24VMPLUS		ECO90D		GAU90D		BL90D	
	90	AVEO G3 - LT	24VM/24VCPLUS		ECO90D ECO90I		GAU90D GAU90I		BL90D BL90I	
	90	BLAZER 2.5	24VCPLUS		ECO90I		GAU90I		BL90I	
	90	BLAZER 2.8	24VMPLUS		ECO90D		GAU90D		BL90D	
	110/115/120	C10-D20-D40	2 BAT 32VAT	RT110D	2 BAT ECO110I		2 BAT GAU110I		2 BAT BL110I	
	75	CAPRICE	20VB		ECO75D		GAU75D		BL75D	
	110/115/120	CAPTIVA	32VR		ECO110D		GAU110D		BL110D	
	75	CELTA	20VB	24VMPLUS	ECO75D	ECO90D	GAU75D	GAU90D	BL75D	BL90D
	75	CHEVY	20VB		ECO75D		GAU75D		BL75D	
	90	CLASSIC	24VMPLUS		ECO90D		GAU90D		BL90D	
	90	COBALT 1.8 N	24VMPLUS		ECO90D		GAU90D		BL90D	
	75	COMBO N	20VB		ECO75D		GAU75D		BL75D	
	110/115/120	CORSA -COMBO D	32VR		ECO110D		GAU110D		BL110D	
	90	CORSA N C/AA	24VMPLUS		ECO90D		GAU90D		BL90D	
	90	CRUZE LT	24VMPLUS		ECO90D		GAU90D		BL90D	
	110/115/120	D20 MAXION	32VA		ECO110I		GAU110I		BL110I	
	75	GRUMET-CHEVETTE	20VB		ECO75D		GAU75D		BL75D	
	75	IPANEMA	20VB	24VMPLUS	ECO75D	ECO90D	GAU75D	GAU90D	BL75D	BL90D
75	KADETT - CORSA	20VB	24VMPLUS	ECO75D	ECO90D	GAU75D	GAU90D	BL75D	BL90D	
110/115/120	LUMINA	32VR		ECO110D		GAU110D		BL110D		
110/115/120	MEGA TD	32VR		ECO110D		GAU110D		BL110D		
90	MERIVA	24VMPLUS		ECO90D		GAU90D		BL90D		
90	MONTANA	24VMPLUS		ECO90D		GAU90D		BL90D		

MANUAL DE APLICACION

	AMP./MIN	MODELO PARA AUTO	<div><div>BATERIAS</div><div>Heliar</div></div> <div>MODELO BATMODELO REFORZADO</div>		<div><div>MATRIX</div><div>ECO</div><div>BATERIAS</div></div> <div>MODELO BATMODELO REFORZADO</div>		<div><div>FUNSA</div><div>GAUCHA</div></div> <div>MODELO BATMODELO REFORZADO</div>		<div><div>MATRIX</div><div>POWER BATTERY</div></div> <div>MODELO BATMODELO REFORZADO</div>	
<div><div>CHEVROLET</div></div>	75	MONZA - MEGA	20VB	24VMPLUS	ECO75D	ECO90D	GAU75D	GAU90D	BL75D	BL90D
	90	N300 MAX	24VMPLUS	RT110D	ECO90D		GAU90D		BL90D	
	90	OMEGA SUPREMA	24VMPLUS		ECO90D		GAU90D		BL90D	
	75	ONIX	20VBPLUS		ECO75D		GAU75D		BL75D	
	75	PRISMA	20VBPLUS		ECO75D		GAU75D		BL75D	
	140	S10 LT TD 2.8 CTDI	58815		ECO140		GAU140		BL140	
	90	S10 TD 2.8	24VMPLUS	RT110D	ECO90D		GAU90D		BL90D	
	90	S10 NAFTA	24VCPLUS		ECO90I		GAU90I		BL90I	
	90	S10 TD 2.5	24VCPLUS		ECO90I		GAU90I		BL90I	
	140	S10 LTZ 2.8	58815		ECO140		GAU140		BL140	
	80	SAIL	Ns60		ECO80IJ		GAU80IJ		BL80IJ	
	75	SEDAN	20VB	24VMPLUS	ECO75D	ECO90D	GAU75D	GAU90D	BL75D	BL90D
	90	SILVERADO	24VCPLUS		ECO90I		GAU90I		BL90I	
	90	SONIC LT - Li2	24VMPLUS		ECO90D		GAU90D		BL90D	
	65	SPARK	NS40L	NS60L	ECO65J	ECO80J	GAU65J	GAU80J	BL65J	BL80J
75	SPARK FULL 2017	20VBPLUS		ECO75D		GAU75D		BL75D		
75	SPIN	20VB	24VMPLUS	ECO75D	ECO90D	GAU75D	GAU90D	BL75D	BL90D	
110/115/120	SUBURBAN	32VR		ECO110D		GAU110D		BL110D		
90	TIGRA	24VMPLUS		ECO90D		GAU90D		BL90D		
90	TRACKER LTZ	24VMPLUS		ECO90D		GAU90D		BL90D		
140	TRACKER TD	N90L		ECO140D		GAU140D		BL140D		
90	VECTRA	24VMPLUS	32VR	ECO90D	ECO110D	GAU90D	GAU110D	BL90D	BL110D	
110/115/120	Z71	2 BAT 32VA		2 BAT ECO110I		2 BAT GAU110I		2 BAT BL110I		
90	ZAFIRA	24VMPLUS		ECO90D		GAU90D		BL90D		
<div><div>CHRYSLER</div></div>	140	CARAVAN	57217		*****		*****		*****	
	140	CHEROKEE GRAN	57217		*****		*****		*****	
	140	CHEROKEE LIMITED	57217		*****		*****		*****	
	110/115/120	GRAN CARAVAN	32VA		ECO110I		GAU110I		BL110I	
	90	NEON FULL	24VMPLUS		ECO90D		GAU90D		BL90D	
90	STRATUS	24VMPLUS		ECO90D		GAU90D		BL90D		
<div><div>CITROËN</div></div>	90	AIR CROSS	24VMPLUS	24VMPLUS	ECO90D	ECO90D	GAU90D	GAU90D	BL90D	BL90D
	75	AX - GT - GTI	20VB		ECO75D		GAU75D		BL75D	
	75	BERLINGO, JUMPER	20VB		ECO75D		GAU75D		BL75D	
	110/115/120	BERLINGO, JUMPER D	32VR	RT120D	ECO110D	ECO110D	GAU110D	GAU110D	BL110D	BL110D
	90	BX - XANTIA	24VMPLUS	32VR	ECO90D	ECO110D	GAU90D	GAU110D	BL90D	BL110D
	110/115/120	BX D-TD	32VR		ECO110D		GAU110D		BL110D	
	90	C-ELYSEE 1.6L FULL	24VMPLUS		ECO90D		GAU90D		BL90D	
	110/115/120	C15D	32VR		ECO110D		GAU110D		BL110D	
	110	C3 D	RT110D		ECO90D		GAU90D		BL90D	
	90	C3 N	24VMPLUS		ECO90D		GAU90D		BL90D	
	75	C3 SEDUCTION	20VBPLUS		ECO75D		GAU75D		BL75D	
	75	C3 NUEVO FULL 1.5 L	20VBPLUS		ECO75D		GAU75D		BL75D	
	90	C4 1.4 - 1.6	24VMPLUS		ECO90D		GAU90D		BL90D	
	90	C4 NEW 1.6 FULL	24VMPLUS		ECO90D		GAU90D		BL90D	
	90	C5 N	24VMPLUS		ECO90D		GAU90D		BL90D	
90	D5.3	24VMPLUS		ECO90D		GAU90D		BL90D		
140	JUMPER 2.5	58815		ECO140		GAU140		BL140		
110/115/120	JUMPER D	32VR		ECO110D		GAU110D		BL110D		
75	JUMPY N	20VB	24VMPLUS	ECO75D	ECO90D	GAU75D	GAU90D	BL75D	BL90D	

MANUAL DE APLICACION

	AMP./MIN	MODELO PARA AUTO	Heliar <small>BATERIAS</small>		MATRIX <small>BATERIAS</small> <small>ECO</small>		FUNSA <small>GAUCHA</small>		MATRIX <small>POWER BATTERY</small>	
			MODELO BAT	MODELO REFORZADO	MODELO BAT	MODELO REFORZADO	MODELO BAT	MODELO REFORZADO	MODELO BAT	MODELO REFORZADO
	75	MEHARI	20VA		ECO75I		GAU75I		BL75I	
	75	PATITO.3CV	20VA		ECO75I		GAU75I		BL75I	
	110/115/120	PICASSO FULL N	24VMPLUS		ECO90D		GAU90D		BL90D	
	75	PICASSO FULL TD	32VR		ECO110D		GAU110D		BL110D	
	75	SAXO SARA	20VB	24VMPLUS	ECO75D	ECO90D	GAU75D	GAU90D	BL75D	BL90D
	110/115/120	SAXO XARA D	24VMPLUS	32VRT	ECO90D	ECO110D	GAU90D	GAU110D	BL90D	BL110D
	75	VISA D	32VR		ECO110D		GAU110D		BL110D	
	75	VISA N	20VA		ECO75I		GAU75I		BL75I	
	90	ZX - GTI - 16VAL	24VMPLUS		ECO90D		GAU90D		BL90D	
	110/115/120	PICK UP D	32VR	24VMPLUS	ECO110D	ECO90D	GAU110D	GAU90D	BL110D	BL90D
	75	PICK UP TODOS	20VB	24VMPLUS	ECO75D	ECO90D	GAU75D	GAU90D	BL75D	BL90D
	75	SEDAN TLX	20VB	24VMPLUS	ECO75D	ECO90D	GAU75D	GAU90D	BL75D	BL90D
	75	CIELO - RACER - ESPERO - LANOS	20VB	24VMPLUS	ECO75D	ECO90D	GAU75D	GAU90D	BL75D	BL90D
	140	ISTANA D	58815		ECO140		GAU140		BL140	
	90	LEGANZA	24VMPLUS		ECO90D		GAU90D		BL90D	
	150	LUBLIN III	FROTA150		ECO150		GAU150		BL150	
	65	MATIZ	NS40L		ECO65J		GAU65J		BL65J	
	90	NUBIRA	24VMPLUS		ECO90D		GAU90D		BL90D	
	90	PRINCE	24VMPLUS		ECO90D		GAU90D		BL90D	
	90	TACUMA	24VMPLUS		ECO90D		GAU90D		BL90D	
	75	TAVRIA	20VB		ECO75D		GAU75D		BL75D	
	65	TICO- DAMAS- PICK UP	NS40L		ECO65J		GAU65J		BL65J	
	110/115/120	TRUCK 1.9	32VR		ECO110D		GAU110D		BL110D	
	80	APLAUSE	NS60L	NS60L	ECO80J	ECO80J	GAU80J	GAU80J	BL80J	BL80J
	80	GRANMOVE	NS60L		ECO80J		GAU80J		BL80J	
	65	HIJET-CUORE-CHARADE	NS40L		ECO65J		GAU65J		BL65J	
	65	ROCKY	NS40L		ECO65J		GAU65J		BL65J	
	80	SIRION	NS60L		ECO80J		GAU80J		BL80J	
	80	TERIOS	NS60L		ECO80J		GAU80J		BL80J	

MANUAL DE APLICACION

MANUAL DE APLICACION

AMP./MIN	MODELO PARA AUTO	 BATERIAS		 BATERIAS					
		MODELO BAT	MODELO REFORZADO	MODELO BAT	MODELO REFORZADO	MODELO BAT	MODELO REFORZADO	MODELO BAT	MODELO REFORZADO
130	AOJUN	26HG		ECO130I		GAU130I		BL130I	
65	CARGO 1000	NS40L		ECO65J		GAU65J		BL65J	
90	D 1022F	24VMPLUS		ECO90D		GAU90D		BL90D	
65	IDEAL I	NS40L	NS80L	ECO65J	ECO80J	GAU65J	GAU80J	BL65J	BL80J
65	IDEAL II	NS40L	NS80L	ECO65J	ECO80J	GAU65J	GAU80J	BL65J	BL80J
140	JMC 4x2	N90		ECO140I		GAU140I		BL140I	
80	LUZUN FURGON	NS60L		ECO80J		GAU80J		BL80J	
80	LUZUN MINI BUS	NS60L		ECO80J		GAU80J		BL80J	
65	MAFFI MINYI	NS40L	NS80L	ECO65J	ECO80J	GAU65J	GAU80J	BL65J	BL80J
130	PLUTUS	26HH		ECO130D		GAU130D		BL130D	
140	TRUCK	N90		ECO140I		GAU140I		BL140I	
80	S 80	NS60		ECO80I		GAU80J		BL80I	
80	ANCHI PRINCE	NS60L		ECO80J		GAU80J		BL80J	
90	BESTURN B30-B50	24VMPLUS		ECO90D		GAU90D		BL90D	
80	BRIO DOBLE CABINA	NS60		ECO80I		GAU80J		BL80I	
80	BRIO NEW	NS60		ECO80I		GAU80J		BL80I	
80	BRIO PICK UP	NS60		ECO80J		GAU80J		BL80J	
130	FREE WIND	26HH		ECO130D		GAU130D		BL130D	
80	N5	NS60L		ECO80J		GAU80J		BL80J	
80/90	OLEY	NS60L/24VMPLUS		ECO80J/ECO90D		GAU80J/GAU90D		BL80J/BL90D	
80	V2	NS60L		ECO80J		GAU80J		BL80J	
80	V5	NS60L		ECO80J		GAU80J		BL80J	
80	V70	NS60/NS60L		ECO80I/ECO80J		GAU80I/GAU80J		BL80I/BL80J	
80	VITA	NS60		ECO80I		GAU80I		BL80I	
80	T80	NS60L		ECO80J		GAU80J		BL80J	
130	X 80	26HH		ECO130D		GAU130D		BL130D	
75	124	20VB		ECO75D		GAU75D		BL75D	
75	600	20VA		ECO75I		GAU75I		BL75I	
90	ADVENTURE 1.8	24VMPLUS		ECO90D		GAU90D		BL90D	
90	BRAVA - BRAVO	24VMPLUS		ECO90D		GAU90D		BL90D	
75	CINQUECENTO/SEICENTO	20VBPLUS		ECO75D		GAU75D		BL75D	
90	DOBLO 1.9D	24VMPLUS		ECO90D		GAU90D		BL90D	
110/115/120	DUCATO 1.9	32VR		ECO110D		GAU110D		BL110D	
140	DUCATO 2.5 Y 2.8 TD	58815		ECO140		GAU140		BL140	
110/115/120	DUNA D	32VR		ECO110D		GAU110D		BL110D	
75	DUNA N	20VB		ECO75D		GAU75D		BL75D	
110/115/120	FIORINO D	32VA - 32VR		ECO110D/ECO110I		GAU110D/GAU110I		BL110D/BL110I	
90	FIORINO D NUEVA	24VMPLUS		ECO90D		GAU90D		BL90D	
75	FIORINO N	20VA - 20VB		ECO75D o ECO75I		GAU75D o GAU75I		BL75D o BL75I	
110/115/120	FIRE D	32VR		ECO110D		GAU110D		BL110D	
75	FIRE, TIPO, UNO, PUNTO	20VB	24VMPLUS	ECO110D	ECO90D	GAU110D	GAU90D	BL110D	BL90D
90	IDEA - IDEA ADVENTURE	24VMPLUS		ECO75D		GAU75D		BL75D	
110/115/120	PALIO D - TD	32VR		ECO90D		GAU90D		BL90D	
90	PALIO ECX FULL ATTRACTIVE	24VMPLUS		ECO110D		GAU110D		BL110D	
75	PALIO N	20VB	24VMPLUS	ECO90D	ECO90D	GAU90D	GAU90D	BL90D	BL90D
75	PALIO WEKEEND	20VBPLUS		ECO75D		GAU75D		BL75D	
75	PANDA, CINQUECENTO	20VB		ECO90D		GAU90D		BL90D	
75	PANORAMA, OGGI	20VA		ECO75D		GAU75D		BL75D	
110/115/120	PANORAMA, OGGI D	32VA		ECO75I		GAU75I		BL75I	
75	PREMIO	20VA		ECO110I		GAU110I		BL110I	
				ECO75I		GAU75I		BL75I	

MANUAL DE APLICACION

MANUAL DE APLICACION

AMP./MIN

MODELO
PARA AUTO

Heliar BATERIAS

MODELO BAT	MODELO REFORZADO
------------	------------------

MATRIX ECO BATERIAS

MODELO BAT	MODELO REFORZADO
------------	------------------

FUNSA GAUCHA

MODELO BAT	MODELO REFORZADO
------------	------------------

MATRIX POWER BATTERY







MODELO BAT	MODELO REFORZADO
------------	------------------

75
75
90
110/115/120
75
90
75
75
90
751
10/115/120
90
75
110/115/120
75
75
75
90
75





SEICENTO
SIENA N
SIENA D - TD
SPACIO D
SPACIO, EUROPA
STILO
STRADA ADVENTURE
STRADA N
STRADA TD
STRADA WORKING
TEMPRA D
TEMPRA N
UNO
UNO D
VIAJERA, 600,850
500 1.4
LINEA 1.4 - 1.8 - 1.9
MAREA 1.6 - 1.8 - 2.0
PUNTO 2008-2012

20VB 20VBPLUS 24VMPLUS 32VR 20VB 24VMPLUS 20VBPLUS 20VB 24VMPLUS 20VBPLUS 32VR 24VMPLUS 20VA / 20VB 32VRT 20VB 20VBPLUS 20VBPLUS 24VMPLUS 20VBPLUS	32VR <
--	---

MANUAL DE APLICACION

	AMP./MIN	MODELO PARA AUTO	<div><div>BATERIAS</div><div>Heliar</div></div>		<div><div>MATRIX</div><div>ECO</div><div>BATERIAS</div></div>		<div><div>FUNSA</div><div>GAUCHA</div></div>		<div><div>MATRIX</div><div>POWER BATTERY</div></div>	
			MODELO BAT	MODELO REFORZADO	MODELO BAT	MODELO REFORZADO	MODELO BAT	MODELO REFORZADO	MODELO BAT	MODELO REFORZADO
	130	ARIZONA MIDI 1.3 C/AIRE TUNLAND VIEW FURGON AMBULANCIA 2.8 D	26HG		ECO130I		GAU130I		BL130I	
	80		NS60L		ECO80J		GAU80J		BL80J	
	130		26HG		ECO130I		GAU130I		BL130I	
	130		26HG		ECO130I		GAU130I		BL130I	
	90	515 1.5 CK 1 1.3 CK 2 CROSS 1.3 EMGRAND 1.8 HATCH LC 1.0 LC 1.3 SEDAN	24VMPLUS		ECO90D		GAU90D		BL90D	
	90		24VMPLUS		ECO90D		GAU90D		BL90D	
	90		24VMPLUS		ECO90D		GAU90D		BL90D	
	80		NS60		ECO80J		GAU80J		BL80J	
	75		20VBPLUS	VER	ECO75D	VER	GAU75D	VER	BL75D	VER
	75		20VBPLUS	VER	ECO75D	VER	GAU75D	VER	BL75D	VER
	80		NS60		ECO80J		GAU80J		BL80J	
	75		NS60		ECO80J		GAU80J		BL80J	
	130	DEER 2.2 NAFTA DEER 2.8 DIESEL FLORID GW PERI HAVAL HAVAL HS H6 1.5 / 2.4 SAILOR VOLEEX C10 VOLEEX C20 VOLEEX C30 VOLEEX TAXI WINGLE 3 - 2.2 Y 2.4 WINGLE DIESEL 2.8 WINGLE 5 2.4 WINGLE M4	26HG		ECO130I		GAU130I		BL130I	
	130		26HG		ECO130I		GAU130I		BL130I	
	80		NS60L		ECO80J		GAU80J		BL80J	
	80		NS60		ECO80J		GAU80J		BL80J	
	80		NS60L		ECO80J		GAU80J		BL80J	
	130		26HG		ECO130I		GAU130I		BL130I	
	130		26HG		ECO130I		GAU130I		BL130I	
	130		26HG		ECO130I		GAU130I		BL130I	
	75		20VB	24VMPLUS	ECO75D	ECO90D	GAU75D	GAU90D	BL75D	BL90D
	75		20VB		ECO75D		GAU75D		BL75D	
	75		20VB		ECO75D		GAU75D		BL75D	
	90		TAXI90		ECO90D		GAU90D		BL90D	
	130		26HH		ECO130D		GAU130D		BL130D	
	130		26HH		ECO130D		GAU130D		BL130D	
	130		26HH		ECO130D		GAU130D		BL130D	
	80		NS60L		ECO80J		GAU80J		BL80J	
	80	1 2 3 7 FAMILY FRIMA	NS60L		ECO80J		GAU80J		BL80J	
	90		24VMPLUS		ECO90D		GAU90D		BL90D	
	90		24VMPLUS		ECO90D		GAU90D		BL90D	
	90		24VMPLUS		ECO90D		GAU90D		BL90D	
	90		24VMPLUS		ECO90D		GAU90D		BL90D	
	90		24VMPLUS		ECO90D		GAU90D		BL90D	
	90	H2	26HH	YUNS70L*	ECO130D		GAU130D		BL130D	
	130	ACCORD ACCORD V6 2012 ACURA ACURA LEGEND CIVIC CIVIC 2000-2005 BRASIL COUPE CRV	26HH		ECO130D		GAU130D		BL130D	
	130		26HH		ECO130D		GAU130D		BL130D	
	80		NS60L		ECO80J		GAU80J		BL80J	
	140		N90		ECO140I		GAU140I		BL140I	
	80		NS60L		ECO80J		GAU80J		BL80J	
	80		Ns60		ECO80J		GAU80J		BL80J	
	80		NS60L		ECO80J		GAU80J		BL80J	
	80		NS60L		ECO80J		GAU80J		BL80J	

MANUAL DE APLICACION

	AMP./MIN	MODELO PARA AUTO	<div><div>BATERIAS</div><div>Heliar</div></div>		<div><div>MATRIX</div><div>ECO</div><div>BATERIAS</div></div>		<div><div>FUNSA</div><div>GAUCHA</div></div>		<div><div>MATRIX</div><div>POWER BATTERY</div></div>	
			MODELO BAT	MODELO REFORZADO	MODELO BAT	MODELO REFORZADO	MODELO BAT	MODELO REFORZADO	MODELO BAT	MODELO REFORZADO
	80	CRX FIT LEGEND ODYSSEY PILOT PRELUDE PRELUDE RIDGELINE 2016/2017 RIDGELINE 3.5	NS60L		ECO80J		GAU80J		BL80J	
	65		NS40L		ECO65J		GAU65J		BL65J	
	130		26HH		ECO130D		GAU130D		BL130D	
	130		26HH		ECO130D		GAU130D		BL130D	
	130		26HH		ECO130D		GAU130D		BL130D	
	80		NS60L		ECO80J		GAU80J		BL80J	
	130		26HG		ECO130I		GAU130I		BL130I	
	120		RT120D		*****		*****		*****	
	130		26HH		ECO130D		GAU130D		BL130D	
	75	ACCENT ACCENT D ATOS CRETA ELENTRA ELENTRA 2012 EON EXCELL GALLOPER TDI GALLOPER V6 GRAND I10 H 100 DIESEL H 100 N H1 D H1 N H65 H78 I10 MINI BUS 25D PANEL VAN PORTER DIESEL PORTER NAFTA SANTA FE SCUPE SONATA STAREX TD TUCSON 2.0 y 2.4 VELOSTER VERACRUZ	20VB	24VMPLUS	ECO75D	ECO90D	GAU75D	GAU90D	BL75D	BL90D
	130		26HH		ECO130D		GAU130D		BL130D	
	65		NS40L		ECO65J		GAU65J		BL65J	
	90		24VMPLUS	RT110D	ECO90D		GAU90D		BL90D	
	75		20VB	24VMPLUS	ECO75D	ECO90D	GAU75D	GAU90D	BL75D	BL90D
	90		24VMPLUS		ECO90D		GAU90D		BL90D	
	65		NS40L IZQUIERDA		ECO90D		GAU90D		BL90D	
	90		24VMPLUS		ECO90D		GAU90D		BL90D	
	140		N90		ECO140I		GAU140I		BL140I	
	140		N90		ECO140I		GAU140I		BL140I	
	140		N90		ECO140I		GAU140I		BL140I	
	65*		NS40L	YUNS40ZL	ECO65J		GAU65J		BL65J	
	130		NS40L		ECO130I	ECO140I	GAU130I	GAU140I	BL130I	BL140I
	90		24VMPLUS	N90	ECO90D		GAU90D		BL90D	
	140		N90		ECO140I		GAU140I		BL140I	
	90		24VCPLUS	32VAT	ECO90D	ECO110D	GAU90D	GAU110D	BL90D	BL110D
	140		2BAT- N90		2BAT- ECO140I		2BAT- GAU140I		2BAT- BL140I	
	140		2BAT- N90		2BAT- ECO140I		2BAT- GAU140I		2BAT- BL140I	
	65*		NS40L		ECO65J		GAU65J		BL65J	
	150		FROTA150		ECO150		FTR150		MTR150	
	65		NS40L		ECO65J		GAU65J		BL65J	
	140	AMIGO HOMBRE N HOMBRE TD KB 21 PICK UP 1.8 SPACECAB 2.5 TROOPER	24VCPLUS		ECO90I		GAU90I		BL90I	
	110/115/120		N90L		ECO140D		GAU140D		BL140D	
	75		32VR		ECO110D		GAU110D		BL110D	
	110/115/120		20VA		ECO75I		GAU75I		BL75I	
	140		32VR		ECO110D		GAU110D		BL110D	
	140		N90		ECO140I		GAU140I		BL140I	
	80	J2 - J5 S3 SUNRAY T6	NS60L		ECO80J		GAU80J		BL80J	
	75		20VBPLUS	YUNX110L	ECO75D		GAU75D		BL75D	
	140		N90L		ECO140D		GAU140D		BL140D	
	90*		24VCPLUS	YUNS70	ECO90I		GAU90I		BL90I	

MANUAL DE APLICACION



Jeep



MANUAL DE APLICACION

**MAESTRO**

MANUAL DE APLICACION

MANUAL DE APLICACION



		AMP./MIN	MODELO PARA AUTO	Heliar BATERIAS	MATRIX ECO BATERIAS	FUNSA GAUCHA	MATRIX POWER BATTERY
				MODELO BAT MODELO REFORZADO	MODELO BAT MODELO REFORZADO	MODELO BAT MODELO REFORZADO	MODELO BAT MODELO REFORZADO
SIMCA	◀	75	HASTA 62 EN ADELANTE	6 VOLT 20VB	6 VOLT ECO75D	6 VOLT GAU75D	6 VOLT BL75D
◀		90	SMA 1.8 Y 1.5 FULL	24VMPPLUS	ECO90D	GAU90D	BL90D
◀		90	6 VOLT 12 VOLT	6 VOLT 24VMPLUS	6 VOLT ECO90D	6 VOLT GAU90D	6 VOLT BL90D
◀		65 90 65 80 110/115/120	E10 - J10 -J12 FORESTER IMPREZA 1.8 IMPREZA 2.0 IMPREZA WRX LEGACY LEGACY 2010-2012 OUT BACK 2.5 - 3.6 TRIBECA VIVIO	NS40L 24VMPPLUS NS40L NS60L RT110D NS60L 26HG 26HG 26HH NS40L	ECO65J ECO90D ECO65J ECO80J ECO90D ECO80J ECO130I ECO130I ECO130D ECO65J	GAU65J GAU90D GAU65J GAU80J GAU90D GAU80J GAU130I GAU130I GAU130D GAU65J	BL65J BL90D BL65J BL80J BL90D BL80J BL130I BL130I BL130D BL65J
SUBARU	◀	65 80 80 65 80 65 65 65 65 65 130 80 80 130 75 65 65 65 80 65 65 80 80 75 90 80 75 130 80	ALTO APU BALENO FULL CELERIO CROSSOVER Sx4 DISIRE ERTIGA FORZA FURGON PICK-UP GIPSY KING GRAND VITARA IGNIS 1.2 JIMMY KYSASHI S.CROSS MARUTTI SAMURAI SIAF - SIAF C/AA SIDEKICK SUPER CARRI SWIFT 1.2 C/AA INDIA SWIFT 1.3 - GTI C/AA ECO80J+B761:K761 SWIFT 1.2 (2017) Sx4 SX5 (2015) VITARA 2015-2017 (EUROPEA) VITARA 3 PUERTAS 2014 VITARA 2015 200CC VITARA V6 WAGON	NS40L NS60L NS60L NS40L NS60L NS40L NS40L NS40L NS40L 26HH NS60L NS60L 20VBPLUS NS40L NS40L NS40L NS60L NS60L NS60L 20VBPLUS 24VMPPLUS NS60L 20VBPLUS 26HH NS60L	ECO65J ECO80J ECO80J ECO65J ECO80J ECO65J ECO65J ECO65J ECO130D ECO80J ECO80J ECO130D ECO75D ECO65J ECO65J ECO80J ECO65J ECO65J ECO80J ECO80J ECO80J ECO75D ECO90D ECO80J ECO75D ECO130D ECO80J	GAU65J GAU80J GAU80J GAU65J GAU80J GAU65J GAU65J GAU65J GAU130D GAU80J GAU80J GAU130D GAU75D GAU65J GAU65J GAU80J GAU65J GAU80J GAU80J GAU80J GAU75D GAU90D GAU80J GAU75D GAU130D GAU80J	BL65J BL80J BL80J BL65J BL80J BL65J BL65J BL65J BL130D BL80J BL80J BL130D BL75D BL65J BL65J BL65J BL80J BL65J BL80J BL80J BL80J BL75D BL90D BL80J BL75D BL130D BL80J
SUZUKI	◀						

MANUAL DE APLICACION



MANUAL DE APLICACION

	AMP./MIN	MODELO PARA AUTO	<div><div>Heliar</div><div>BATERIAS</div></div>		<div><div>MATRIX</div><div>ECO</div><div>BATERIAS</div></div>		<div><div>FUNSA</div><div>GAUCHA</div></div>		<div><div>MATRIX</div><div>POWER BATTERY</div></div>	
			MODELO BAT	MODELO REFORZADO	MODELO BAT	MODELO REFORZADO	MODELO BAT	MODELO REFORZADO	MODELO BAT	MODELO REFORZADO
<div><div>SSANGYONG</div></div>	140 140 140	ISTANA VAN KORANDO 602 MUSSO D	N90L N90L N90L	YUNS70	ECO140D ECO140D ECO140D		GAU140D GAU140D GAU140D		BL140D BL140D BL140D	
<div><div>TAC</div></div>	110/115/120	STARK D	32VR		ECO110D		GAU110D		BL110D	
<div><div>TATA</div></div>	75 75 75 75 75 75 140 140	IGNIS INDICA INDIGO MANZA SAFIRE VISTA TELCO LINE D PICK UP TELCOSPORT	20VBPLUS 20VBPLUS 20VBPLUS 20VBPLUS 20VBPLUS 20VBPLUS N90L N90L		ECO75D ECO75D ECO75D ECO75D ECO75D ECO75D GAU140D GAU140D		GAU75D GAU75D GAU75D GAU75D GAU75D GAU75D GAU140D GAU140D		BL75D BL75D BL75D BL75D BL75D BL75D BL140D BL140D	
<div><div>Bongbao</div></div>	65 65	FURGON VAN	NS40L NS40L		ECO65J ECO65J		GAU65J GAU65J		BL65J BL65J	
<div><div>TOYOTA</div><div>*con escalón</div></div>	140 130 150 130 80 80 75 130* 130 80 80 130 75 130 130 140 110/115/120 140 140 130 140 130 80 130 65 140 65	4 RUNNER 4 RUNNER 2011 BANDEIRANTE CAMRI V6 CARINA CELICA COROLLA BRASIL COROLLA (EEUU) COROLLA LE/LX COROLLA N CORONA N CORONA TD ETHIOS HILUX 2.5 - 2.7 HILUX 2.4 - 2.8 HILUX 2015-2017 D HILUX 2017 N HULIX 2017 D 3.0 HILUX 3.0 KISASHI LAND CRUIZER LEXUS V8 5.0 PRIUS HYBRIDO RAV 4 RAV N FULL RAV N FULL 2011 STARLET TERCEL N TUNDRA YARIS	N90 26HH FROTA150 26HH NS60L NS60L 20VBPLUS 26HH 26HH NS60L NS60L 26HH 20VBPLUS 26HH / RT120D 26HG 57218 / 57217 RT110D 57128 N90L 26HH N90 26HG <div>SOLO EN AYAX SE CONSIGUEN</div> <div>26HH / 24VMPLUS</div> NS60L 26HH NS40L NS40L N90L NS40L		ECO140I ECO130D ECO150 ECO130D ECO80J ECO80J ***** ECO130D ECO130D ECO80J ECO80J ECO80J ECO130D ECO75D ECO130D ECO130I ECO110D ECO140D ECO130D ECO140I ECO130I ECO130D ECO80J ECO130D ECO65J ECO65J ECO140D ECO65J ECO80J ECO80J		GAU140I GAU130D FTR150 GAU130D GAU80J GAU80J ***** GAU130D GAU130D GAU80J GAU80J GAU130D GAU75D GAU130D GAU130I GAU110D GAU140D GAU130D GAU140I GAU130I GAU130D GAU80J GAU130D GAU65J GAU65J GAU140D GAU65J GAU80J GAU80J		BL140I BL130D MTR150 BL130D BL80J BL80J ***** BL130D BL130D BL80J BL80J BL130D BL75D BL130D BL130I BL110D BL140D BL130D BL140I BL130I BL130D BL80J BL130D BL65J BL65J BL140D BL65J BL80J BL80J	






MANUAL DE APLICACION

	AMP./MIN	MODELO PARA AUTO	<div><div>BATERIAS</div><div>Heliar</div></div>		<div><div>MATRIX</div><div>ECO</div><div>BATERIAS</div></div>		<div><div>FUNSA</div><div>GAUCHA</div></div>		<div><div>MATRIX</div><div>POWER BATTERY</div></div>	
			MODELO BAT	MODELO REFORZADO	MODELO BAT	MODELO REFORZADO	MODELO BAT	MODELO REFORZADO	MODELO BAT	MODELO REFORZADO
	90	460-470-850 FULL	24VMPLUS		ECO90D		GAU90D		BL90D	
	90	540 - 590 FULL	24VMPLUS		ECO90D		GAU90D		BL90D	
	110/115/120	540 - 590 TD	32VR		ECO110D		GAU110D		BL110D	
	90	S40 - V40 FULL	24VMPLUS		ECO90D		GAU90D		BL90D	
	140	C3	58815		ECO140		GAU140		BL140	
	110/115/120	S60 - V70 - V80 FULL	32VR		ECO110D		GAU110D		BL110D	
	140	S70 - S80 - V70 TD	58815		ECO140		GAU140		BL140	
	140	V90 XC DIESEL	58815		ECO140		GAU140		BL140	
	90	V90 XC NAFTA	24VMPLUS		ECO90D		GAU90D		BL90D	
	120	Xc60	RT120D		*****		*****		*****	
	75	AMAZON	20VA		ECO75I		GAU75I		BL75I	
	110/115/120	AMAZON D	32VA		ECO110I		GAU110I		BL110I	
	110/115/120	AMAROK NAFTA	32VR	57218	ECO110D		GAU110D		BL110D	
	130	AMAROK DIESEL	58815							
	90	APOLLO	24VMPLUS		ECO90D		GAU90D		BL90D	
	90	BORA	24VMPLUS		ECO90D		GAU90D		BL90D	
	75	BRASILIA	20VA		ECO75I		GAU75I		BL75I	
	110/115/120	CADDY D	32VR		ECO110D		GAU110D		BL110D	
	75	CADDY N	20VB		ECO75D		GAU75D		BL75D	
	90	CROSS FOX	24VMPLUS		ECO90D		GAU90D		BL90D	
	90	FOX	24VMPLUS		ECO90D		GAU90D		BL90D	
	75	FUSCA	20VA		ECO75I		GAU75I		BL75I	
	75	GOL	20VA		ECO75I		GAU75I		BL75I	
	110/115/120	GOL (90 EN ADELANTE)	20VB	24VMPLUS	ECO75D	ECO90D	GAU75D	GAU90D	BL75D	BL90D
	90	GOL 1.6 - 1.9 D	32VR		ECO110D		GAU110D		BL110D	
	90	GOL TRENDLINE	24VMPLUS		ECO90D		GAU90D		BL90D	
	90	GOL SEDAN CONFORT	24VMPLUS		ECO90D		GAU90D		BL90D	
	90	GOLF N	24VMPLUS		ECO90D		GAU90D		BL90D	
	110/115/120	GOLF TDI	32VR		ECO110D		GAU110D		BL110D	
	110/115/120	JETA D	32VR		ECO110D		GAU110D		BL110D	
	110/115/120	KOMBI D	32VA		ECO110I		GAU110I		BL110I	
	75	KOMBI N	20VA		ECO75I		GAU75I		BL75I	
	110/115/120	NEW PASSAT DI	32VR		ECO110D		GAU110D		BL110D	
	90	NEW PASSAT FULL	24VMPLUS		ECO90D		GAU90D		BL90D	
	110/115/120	PARA TI 1.6 - 1.9	32VR		ECO110D		GAU110D		BL110D	
	75	PARATI	20VB		ECO75D		GAU75D		BL75D	
	75	PASSAT (HASTA 89)	20VA	24VCPLUS	ECO75I	ECO90I	GAU75I	GAU90I	BL75I	BL90I
	110/115/120	PASSAT D	32VA		ECO110I		GAU110I		BL110I	
	90	POINTER FULL	24VMPLUS		ECO90D		GAU90D		BL90D	
	110/115/120	POLO D	32VR		ECO110D		GAU110D		BL110D	
	90	POLO FULL	24VMPLUS		ECO90D		GAU90D		BL90D	
	90	SANTANA	24VMPLUS		ECO90D		GAU90D		BL90D	
	75	SAVEIRO NAFTA	20VB		ECO75D		GAU75D		BL75D	
	110/115/120	SAVEIRO 1.6 - 1.9 DIESEL	32VR		ECO110D		GAU110D		BL110D	
	90	SAVEIRO 1.6 NUEVA NAFTA	24VMPLUS		ECO90D		GAU90D		BL90D	
	75	SENDA	20VB		ECO75D		GAU75D		BL75D	
	110/115/120	SENDA D	32VR		ECO110D		GAU110D		BL110D	
	90	SURAN	24VMPLUS		ECO90D		GAU90D		BL90D	
	90	TIGUAN	24VMPLUS		ECO90D		GAU90D		BL90D	
	140	TOUAREG	58815		ECO140		GAU140		BI140	
	110/115/120	VENTO	32VR		ECO110D		GAU110D		BL110D	
	90	VOYAGE	24VMPLUS		ECO90D		GAU90D		BL90D	

MANUAL DE APLICACION

	AMP./MIN	MODELO PARA AUTO	<div><div>BATERIAS</div><div>Heliar</div></div>		<div><div>MATRIX</div><div>ECO</div><div>BATERIAS</div></div>		<div><div>FUNSA</div><div>GAUCHA</div></div>		<div><div>MATRIX</div><div>POWER BATTERY</div></div>	
			MODELO BAT	MODELO REFORZADO	MODELO BAT	MODELO REFORZADO	MODELO BAT	MODELO REFORZADO	MODELO BAT	MODELO REFORZADO
	90	2200	24VMPLUS		ECO90D		GAU90D		BL90D	
	80	HUNTER	NS60L		ECO80J		GAU80J		BL80J	
	90	RICH 2.4 L	24VCPLUS		ECO90I		GAU90I		BL90I	
	90	GRAND TIGER	24VCPLUS		ECO90I		GAU90I		BL90I	
	90	ADMIRAL	24VCPLUS		ECO90I		GAU90I		BL90I	









MAQUINARIA AGRICOLA Y VIAL

	AMP./MIN	MODELO PARA AUTO	<div><div>BATERIAS</div><div>Heliar</div></div>		<div><div>MATRIX</div><div>ECO</div><div>BATERIAS</div></div>		<div><div>FUNSA</div><div>GAUCHA</div></div>		<div><div>MATRIX</div><div>POWER BATTERY</div></div>	
			MODELO BAT	MODELO REFORZADO	MODELO BAT	MODELO REFORZADO	MODELO BAT	MODELO REFORZADO	MODELO BAT	MODELO REFORZADO
	130	4100	26HG		ECO130I		GAU130I		BL130I	
	130	4200	26HG		ECO130I		GAU130I		BL130I	
	150	4300	FROTA150		ECO150		FTR150		MTR150	
	150	384 AL 895	FROTA150		ECO150		FTR150		MTR150	
	150	RETRO	FROTA150		ECO150		FTR150		MTR150	
	150	TODOS	FROTA150		ECO150		FTR150		MTR150	
		TODOS	6 VOLT		6 VOLT		6 VOLT		6 VOLT	
		TODOS	6 VOLT		6 VOLT		6 VOLT		6 VOLT	
	140	4600/4610	58815		ECO140		GAU140		BI140	
	140	4810/5600	58815		ECO140		GAU140		BL140	
	150	5030	FROTA150		ECO150		FTR150		MTR150	
	150	5610/6600	CONSULTAR		CONSULTAR		CONSULTAR		CONSULTAR	
	150	6610/7610/7810	CONSULTAR		CONSULTAR		CONSULTAR		CONSULTAR	
	150	8BR	FROTA150		ECO150		FTR150		MTR150	










MAQUINARIA AGRICOLA Y VIAL

	AMP./MIN	MODELO PARA AUTO	<div><div>BATERIAS</div></div>		<div><div>BATERIAS</div></div>		<div><div>BATERIAS</div></div>		<div><div>BATERIAS</div></div>	
			MODELO BAT	MODELO REFORZADO	MODELO BAT	MODELO REFORZADO	MODELO BAT	MODELO REFORZADO	MODELO BAT	MODELO REFORZADO
<div></div> <div>JOHN DEERE</div>	150	110/175	FROTA150		ECO150		FTR150		MTR150	
	110/115/120	1640/2040	32VA	2 BAT.	ECO110I	2 BAT.	GAU110I	2 BAT.	BL110I	2 BAT.
	110/115/120	1750/2250	32VA	2 BAT.	ECO110I	2 BAT.	GAU110I	2 BAT.	BL110I	2 BAT.
	110/115/120	2140	32VA	2 BAT.	ECO110I	2 BAT.	GAU110I	2 BAT.	BL110I	2 BAT.
	110/115/120	2450/2650	32VA	2 BAT.	ECO110I	2 BAT.	GAU110I	2 BAT.	BL110I	2 BAT.
	110/115/120	2850	32VA	2 BAT.	ECO110I	2 BAT.	GAU110I	2 BAT.	BL110I	2 BAT.
	110/115/120	3140/3640	32VR	2 BAT.	ECO110D	2 BAT.	GAU110D	2 BAT.	BL110D	2 BAT.
	110/115/120	3350/3650	32VR	2 BAT.	ECO110D	2 BAT.	GAU110D	2 BAT.	BL110D	2 BAT.
	150	4450/4555	FROTA150	2 BAT.	ECO150	2 BAT.	FTR150	2 BAT.	MTR150	2 BAT.
	150	4455	FROTA150	2 BAT.	ECO150	2 BAT.	FTR150	2 BAT.	MTR150	2 BAT.
<div></div> <div>MASSEY FERGUSON</div>	110/115/120	544E/310ACD	32VA	2 BAT.	ECO110I	2 BAT.	GAU110I	2 BAT.	BL110I	2 BAT.
	150	55/38	FROTA150		ECO150		FTR150		MTR150	
	150	622/111/160	FROTA150		ECO150		FTR150		MTR150	
	150	AMD600	FROTA150		ECO150		FTR150		MTR150	
	220		FROTA220		ECO200		FTR200		MTR200	
<div></div> <div>NEW HOLLAND AGRICULTURE</div>	150	240 - 265 - 275	32VR		ECO110D		GAU110D		BL110D	
	220	290 - 292 - 295 - 296 - 297 - 299	FROTA150		ECO150		FTR150		MTR150	
		630 - 640 - 650 - 660 - 9075 - 9090	FROTA150		ECO150		FTR150		MTR150	
		9170 - 3640 - 5650	FROTA220		ECO200		FTR200		MTR200	
<div></div> <div>VALTRA</div>	150	4830 - 5030 - 6630 - 7630 - 7830 - 8030	FROTA150		ECO150		FTR150		MTR150	
	150	8430 - 8630 - 8830	FROTA220		ECO200		FTR200		MTR200	
	150									
	150									
	150									
<div></div> <div>ZETOR</div>	180/200	148/138/4	FROTA150		ECO150		FTR150		MTR150	
	180/200	300ID - 600ID - 7000ID	6 VOLT		6 VOLT		6 VOLT		6 VOLT	
	180/200	65ID - 85ID - 86ID	FROTA150		ECO150		FTR150		MTR150	
	180/200	880(4X4) - 885(4X4) - 980(4X4) - 985(4X4)	FROTA150		ECO150		FTR150		MTR150	
<div></div> <div>UNIVERSAL</div>	150	5211/5245	38HE	FROTA220	ECO200		FTR200		MTR200	
	180/200	6211/6245	38HE	FROTA220	ECO200		FTR200		MTR200	
	180/200	7711 - 7745 - 9540	38HE	FROTA220	ECO200		FTR200		MTR200	
	240									
<div></div> <div>DEUTZ</div>	150	U260/300	FROTA150		ECO150		FTR150		MTR150	
		U350/U320	FROTA200		ECO200		FTR200		MTR200	
		U850/1010	50HA		ECO240		FTR240		MTR240	
<div></div> <div>FAHUR</div>	150	AX460/475	FLOTA150		ECO150		FTR150		MTR150	
		AX80F/H100	6 VOLT		6 VOLT		6 VOLT		6 VOLT	
		4120/4140								

OMNIBUS

	AMP./MIN	MODELO PARA AUTO	<div><div>BATERIAS</div></div>		<div><div>BATERIAS</div></div>		<div><div>BATERIAS</div></div>		<div><div>BATERIAS</div></div>	
			MODELO BAT	MODELO REFORZADO	MODELO BAT	MODELO REFORZADO	MODELO BAT	MODELO REFORZADO	MODELO BAT	MODELO REFORZADO
<div></div> <div>GML</div>	240	8V 71(CAMELLO)	50HA		ECO240		FTR240		MTR240	
<div></div> <div>Mercedes-Benz</div>	180/190/200	0.365/352	FROTA200		ECO200		FTR200		MTR200	
	180/190/200	0.355/362	FROTA200		ECO200		FTR200		MTR200	
	180/190/200	0.362A/364	FROTA200		ECO200		FTR200		MTR200	
	180/190/200	0.371	FROTA200		ECO200		FTR200		MTR200	
	180/190/200	LO812-608	FROTA200		ECO200		FTR200		MTR200	
	180/190/200	LO 708	FROTA200		ECO200		FTR200		MTR200	
	180/190/200	MICROBUSES	FROTA200		ECO200		FTR200		MTR200	
<div></div> <div>SCANIA</div>	180/200	K112/113	FROTA200	2 BAT.	ECO200	2 BAT.	FTR200	2 BAT.	MTR200	2 BAT.
	180/200	CARRETERO	FROTA200	2 BAT.	ECO200	2 BAT.	FTR200	2 BAT.	MTR200	2 BAT.
<div></div> <div>VOLVO</div>	240	B58	50HA				FTR240		MTR240	
	240	B10M	50HA				FTR240		MTR240	

CAMIONES





	AMP./MIN	MODELO PARA AUTO	BATERIAS Heliar		MATRIX ECO BATERIAS		FUNSA GAUCHA		MATRIX POWER BATTERY	
			MODELO BAT	MODELO REFORZADO	MODELO BAT	MODELO REFORZADO	MODELO BAT	MODELO REFORZADO	MODELO BAT	MODELO REFORZADO
	180/200 180/200 180/200	1800 D - DRD 4500-5000-6000-7000-7500 8000-8500-9200	FROTA200 FROTA200 FROTA200		ECO200 ECO200 ECO200		FTR200 FTR200 FTR200		MTR200 MTR200 MTR200	
		TODOS	FLOTA200		ECO200		FTR200		MTR200	
	180/200 180/200 110/115/120	11000-12000-13000-14000-19000 21000-22000 D40-D60-D70	FROTA200 FROTA200 2 BAT. 32VA		ECO200 ECO200 ECO110I	2 BAT.	FTR200 FTR200 GAU110I	2 BAT.	MTR200 MTR200 BL110I	2 BAT.
	140/150	5 TONELADAS	2 BAT. N90	2 BAT. FROTA150	2 BAT.ECO140I	2 BAT. ECO150	2 BAT.GAU140I	2 BAT. FTR150	2 BAT.BL140I	2 BAT. MTR150
	150	1020	FROTA150		ECO150		FTR150		MTR150	
	180/200 140 140 140 140 140 110/115/120 180/190/200 180/190/200 180/190/200 180/190/200 180/190/200 180/190/200 110/115/120 180/190/200 150 180/190/200 240	CARGO D0507 D0607 D0708 D101/1414 D1311 F1000 F11000 F12000 F13000 F19000 F2000 F21000 F350 F4000 F700 F7000 FT8000/8500	FROTA200 2 BAT. N90 2 BAT. N90 2 BAT. N90 2 BAT. N90 2 BAT. N90 2 BAT. N90 2 BAT. 32VR FROTA200 FROTA200 FROTA200 FROTA200 FROTA200 FROTA200 FROTA200 32VR FROTA200 FROTA150 FROTA200 50HA		ECO200 ECO140I ECO140I ECO140I ECO140I ECO140I ECO140I ECO110D ECO200 ECO200 ECO200 ECO200 ECO200 ECO200 ECO200 ECO200 ECO200 ECO110D ECO200 ECO150 ECO200	2 BAT. 2 BAT. 2 BAT. 2 BAT. 2 BAT. 2 BAT. 2 BAT.	FTR200 GAU140I GAU140I GAU140I GAU140I GAU140I GAU140I GAU110D FTR200 FTR200 FTR200 FTR200 FTR200 FTR200 FTR200 FTR200 GAU110D FTR200 FTR150 FTR200 FTR240	2 BAT. 2 BAT. 2 BAT. 2 BAT. 2 BAT. 2 BAT. 2 BAT.	MTR200 BL140I BL140I BL140I BL140I BL140I BL140I BL110D MTR200 MTR200 MTR200 MTR200 MTR200 MTR200 MTR200 MTR200 BL110D MTR200 MTR150 MTR200 MTR240	2 BAT. 2 BAT. 2 BAT. 2 BAT. 2 BAT. 2 BAT.
	150 180/190/200 180/190/200 180/190/200	FL3200 2.5 TONELADAS OLLIN 3800 AUMAN ETX 336 H.P AUMAN ETX 290 H.P	2 BAT.FROTA150 2 BAT. FROTA200 2 BAT. FROTA220 2 BAT. FROTA220		ECO150 ECO200 ECO200 ECO200	2 BAT. 2 BAT. 2 BAT. 2 BAT.	FTR150 FTR200 FTR200 FTR200	2 BAT. 2 BAT. 2 BAT. 2 BAT.	MTR150 MTR200 MTR200 MTR200	2 BAT. 2 BAT. 2 BAT. 2 BAT.
	150	M2106	2 BAT.FROTA150		ECO150	2 BAT.	FTR150	2 BAT.	MTR150	2 BAT.
	140 140 180/190/200 180/190/200 150	1600/1750 1850/2050 1850/2500 2554 4.0 - 9800 - 4700	2 BAT. N90 2 BAT. N90 2 BAT. FROTA200 2 BAT. FROTA200 FROTA150		ECO140I ECO140I ECO200 ECO200 ECO150	2 BAT. 2 BAT. 2 BAT. 2 BAT.	GAU140I GAU140I FTR200 FTR200 FTR150	2 BAT. 2 BAT. 2 BAT. 2 BAT.	BL140I BL140I MTR200 MTR200 MTR150	2 BAT. 2 BAT. 2 BAT. 2 BAT.

CAMIONES

[illegible]




CAMIONES



AMP./MIN	MODELO PARA AUTO	 BATERIAS MODELO BAT MODELO REFORZADO	 BATERIAS MODELO BAT MODELO REFORZADO	 MODELO BAT MODELO REFORZADO	 MODELO BAT MODELO REFORZADO
240 240 240 180/190/200 180/190/200 150 150 180/190/200 180/190/200 180/190/200 180/190/200 180/190/200 180/190/200 180/190/200	L1113-L1114-L1118-L1214-L1218 L1313-L1314-L1316-L1317-L1318-L1319 L1414-L1418-L1513-L1514-L1516 L1517-L1518-L1519-L1520 L1614-L1618-L1621-L1625 L1620-L1622-L1630- L2013-L2014-L2017- L2214-L2215-L2216-L2217-L2219 L2220-L2225- L2314-L2318-L2325 L2635-L2638 LK1618-LK1620-LK2635-LK2638 LS1313-LS1519-LS1520-LS1524 LS1525-LS1625-LS1932-LS1933-LS1934	50HA 50HA 50HA FROTA200 FROTA200 FROTA150 FROTA150 FROTA200 FROTA200 FROTA200 FROTA200 FROTA200 FROTA200 FROTA200	ECO200 ECO200 ECO150 ECO150 ECO200 ECO200 ECO200 ECO200 ECO200 ECO200 ECO200 ECO200 ECO200 ECO200	FTR240 FTR240 FTR240 FTR200 FTR200 FTR150 FTR150 FTR200 FTR200 FTR200 FTR200 FTR200 FTR200 FTR200	MTR240 MTR240 MTR240 MTR200 MTR200 MTR150 MTR150 MTR200 MTR200 MTR200 MTR200 MTR200 MTR200 MTR200
180/200 180/200 180/200 180/200 180/200 180/200 220 220 220 220 180/200 220 220 220 220 180/200 180/200 220 220 220	B110/B111 B115/BR116 F122HL G380- G420 -G440 K112 L100 -L101 - L110 - L111 - L141 L114 P114 - P124 - P230 - P270 - P310 P114 - P124 - P94 P340 - P420 -P93 R112 -R142 R113 -R126 - R143 R114 - R124 - R164 R420 - R440 - R470 -R500 S172 T112 - T142 T114 - T124 T113 - T143	FROTA200 FROTA200 FROTA200 FROTA200 FROTA200 FROTA200 45H FROTA220 45H FROTA220 FROTA200 FROTA200 45H FROTA220 FROTA200 FROTA200 45H FROTA220 45H FROTA220	IZQUIERDA IZQUIERDA IZQUIERDA IZQUIERDA	FTR200 FTR200 FTR200 FTR200 FTR200 FTR200 ***** FTR200 ***** FTR200 FTR200 FTR200 ***** FTR200 FTR200 FTR200 ***** FTR200	MTR200 MTR200 MTR200 MTR200 MTR200 MTR200 ***** MTR200 ***** MTR200 MTR200 MTR200 ***** MTR200 MTR200 MTR200 ***** MTR200
220 220 220 220 220 220 220 220 220	Fh400 -FH440-FH480-FH520-FH12 FM370-FM400-FM440-FM480-FM10-FM12 N10 - N12 NH10 -Nh12 NL10 - NI12 Vm260 - VM310 - VM17210- VM17240 VM23 - Vm23240	FROTA220 FROTA220 FROTA220 FROTA220 FROTA220 FROTA220 FROTA220 FROTA220 FROTA220	ECO200 ECO200 ECO200 ECO200 ECO200 ECO200 ECO200 ECO200 ECO200	FTR200 FTR200 FTR200 FTR200 FTR200 FTR200 FTR200 FTR200 FTR200	MTR200 MTR200 MTR200 MTR200 MTR200 MTR200 MTR200 MTR200 MTR200

CAMIONES



AMP./MIN	MODELO PARA AUTO	 BATERIAS	MODELO BAT	MODELO REFORZADO	 BATERIAS	MODELO BAT	MODELO REFORZADO		MODELO BAT	MODELO REFORZADO	 POWER BATTERY	MODELO BAT	MODELO REFORZADO
150	11130 - 11140	FROTA150			ECO150	FTR150			MTR150				
200	12140 - 12170 - 12180	FROTA200	FROTA220		ECO200	FTR200			MTR200				
150	13130 - 13150 - 13180	FROTA150			ECO150	FTR150			MTR150				
200	13170 - 13180 - 13190	FROTA200	FROTA220		ECO200	FTR200			MTR200				
200	14150 - 14200 - 14220	FROTA200	FROTA220		ECO200	FTR200			MTR200				
200	15180 - 15190	FROTA200	FROTA220		ECO200	FTR200			MTR200				
200	16210	FROTA200	FROTA220		ECO200	FTR200			MTR200				
150	16220	FROTA150			ECO150	FTR150			MTR150				
200	17210 - 17220	FROTA200	FROTA220		ECO200	FTR200			MTR200				
200	18310	FROTA200	FROTA220		ECO200	FTR200			MTR200				
200	19320	FROTA200	FROTA220		ECO200	FTR200			MTR200				
200	22140 - 22160 - 22210 - 22220	FROTA200	FROTA220		ECO200	FTR200			MTR200				
200	23210 - 23220	FROTA200	FROTA220		ECO200	FTR200			MTR200				
150	23250 - 24250	FROTA150			ECO150	FTR150			MTR150				
200	24250 - 26220 - 26260	FROTA200	FROTA220		ECO200	FTR200			MTR200				
150	31260	FROTA150			ECO150	FTR150			MTR150				
200	31260	FROTA200	FROTA220		ECO200	FTR200			MTR200				
150	6/80 - 6/90 - 7/100 - 7/110 - 7/90	FROTA150			ECO150	FTR150			MTR150				
150	8/100 - 8/120 - 8/140 - 8/150 - 9/150	FROTA150			ECO150	FTR150			MTR150				
200	24220 - 24320 - 25320	FROTA200			ECO200	FTR200			MTR200				